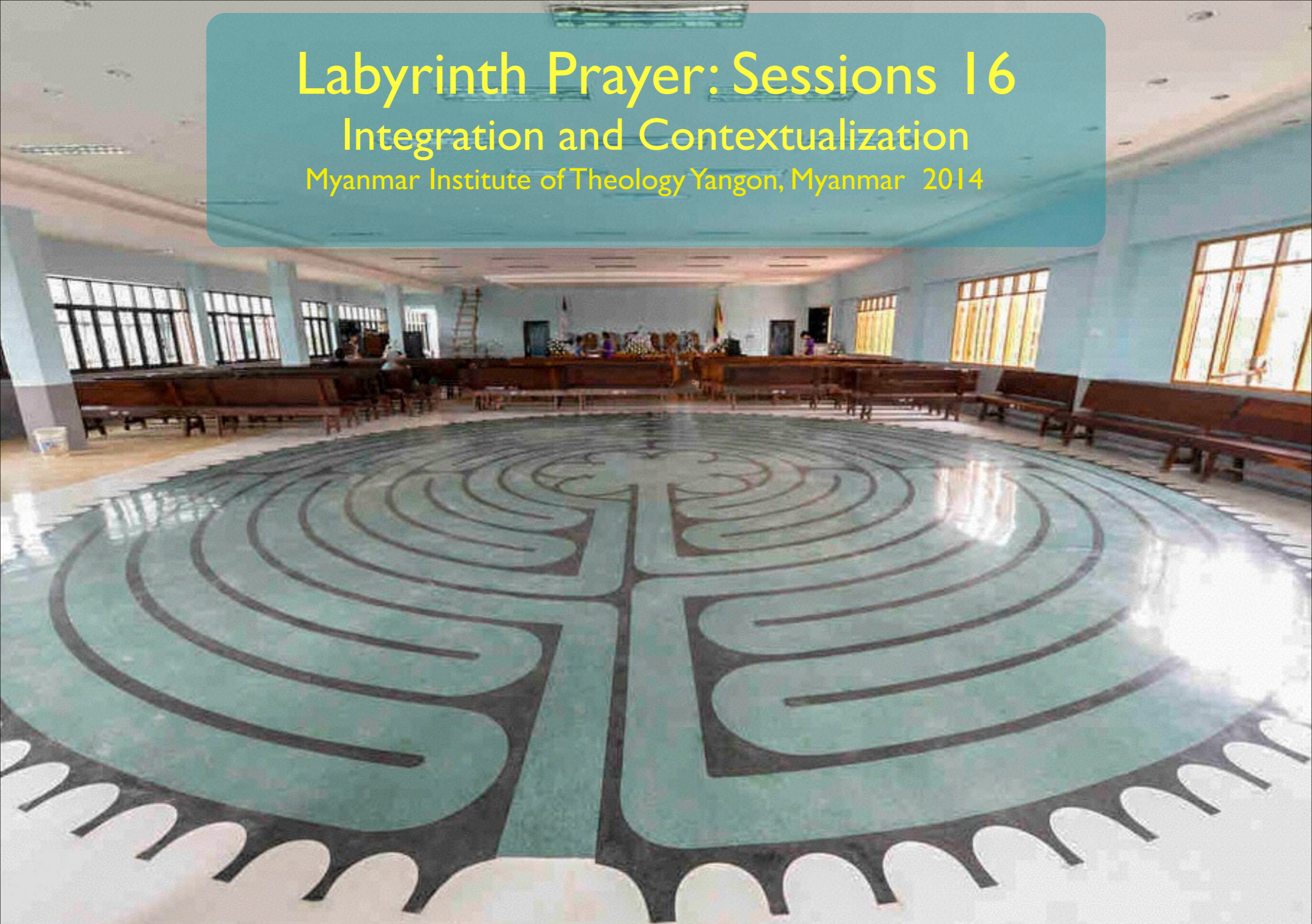


Labyrinth Prayer: Sessions 16

Integration and Contextualization

Myanmar Institute of Theology Yangon, Myanmar 2014





Please hand in your labyrinth journals.
I will return them after chapel tomorrow.

You can find a pdf of each week's slides at: <http://jillgeoffrion.com> (click on labyrinth prayer, then labyrinth presentations by Jill)

You can find pictures from our class sessions at <http://throughjillseyes.wordpress.com>



Center
(Song by Charlie Hall 4:32)

Chorus:
O Christ be the center of our lives
Be the place we fix our eyes
Be the center of our lives

You're the center of the universe
Everything was made in You Jesus
Breath of every living thing
Everyone was made for You

Pre-Chorus:
You hold everything together
You hold everything together
Chorus

We lift our eyes to heaven
We wrap our lives around your life
We lift our eyes to heaven, to You





Prayer for our class today...

Labyrinth Program at the Youth Center



I am so proud of you!!!!





Goals for the labyrinth program:

1. To introduce labyrinths and labyrinth walking to youth
2. Help students towards unity
3. First step to a more permanent labyrinth at the center



Our prayers: God, help the students to...

1. feel the peace and love of God
2. have confidence in using the labyrinths
3. be interested in the program
4. be touched by God
5. that Ah Tsin will be well enough to participate (healing).

Tell me about your experiences of building the labyrinths and doing the labyrinth program.



Talk about (1) Preparations, (2) introducing the labyrinth, (3) the labyrinth walks, and (4) talking/drawing after the walks

What challenges did you encounter and how did you overcome them?



Where/How/When did you experience God during the preparation and program?



What did you learn that will help you in building labyrinths and doing labyrinth programs in the future?



I am so proud of you,
labyrinth ambassadors of Myanmar!!!!



Contextualization of Labyrinth in Myanmar



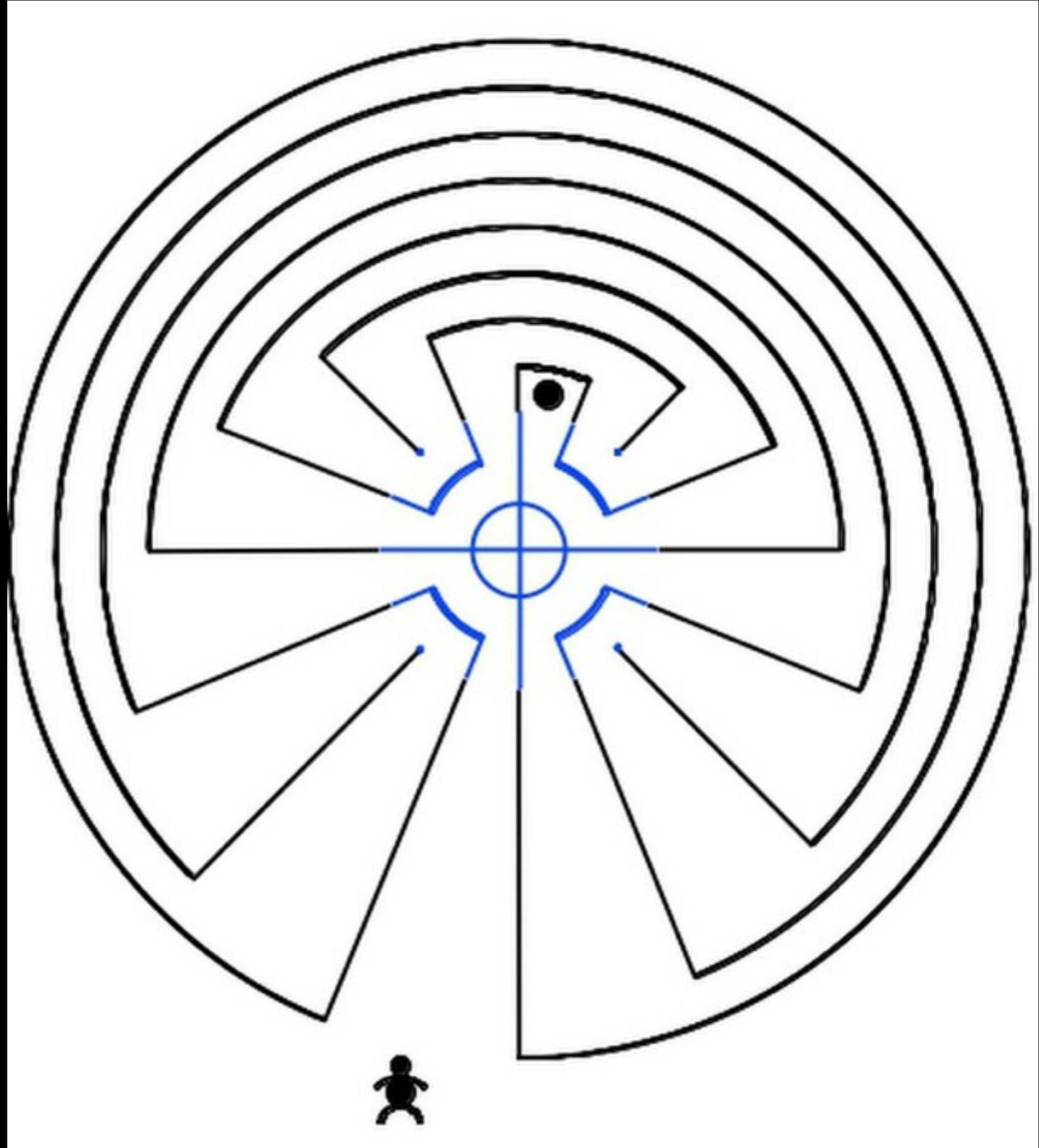
Kayin Symbol



Kayin Rain Drum




Storytelling
and labyrinths



Native American Man in the Maze Labyrinth

Image: Erwin Reissman, used by permission

The Lotus and the Rose





Wingaba explorations: history, usage, and stories

Labyrinths as a dance patterns: The Crane Dance



...ancient dance, or game...in which the motions of the dances were supposed to represent the paths of the Cretan Labyrinth, namely, the dance performed by Theseus and his friends on the island of Delos.

This dance was called the "Geranos," or Crane Dance, probably on account of the fancied resemblance of the attitude of the dancers to that of cranes in flight, or perhaps on account of actual adornments of the dancers.





Spiral dances of different ethnic groups in Myanmar



Integrating What We've Learned Through Study Practice and Prayer





Ponder (consider with your mind and heart) what God has been teaching you and how God has been forming you through your labyrinth prayer this semester.












KSF












Graphic of 7 steps provided by www.mindspire.org
For more information on project labyrinths see www.jillgreen.com



Create a 7-Step Labyrinth for Cards & Common Prayer
Using the Seed Pattern Below









































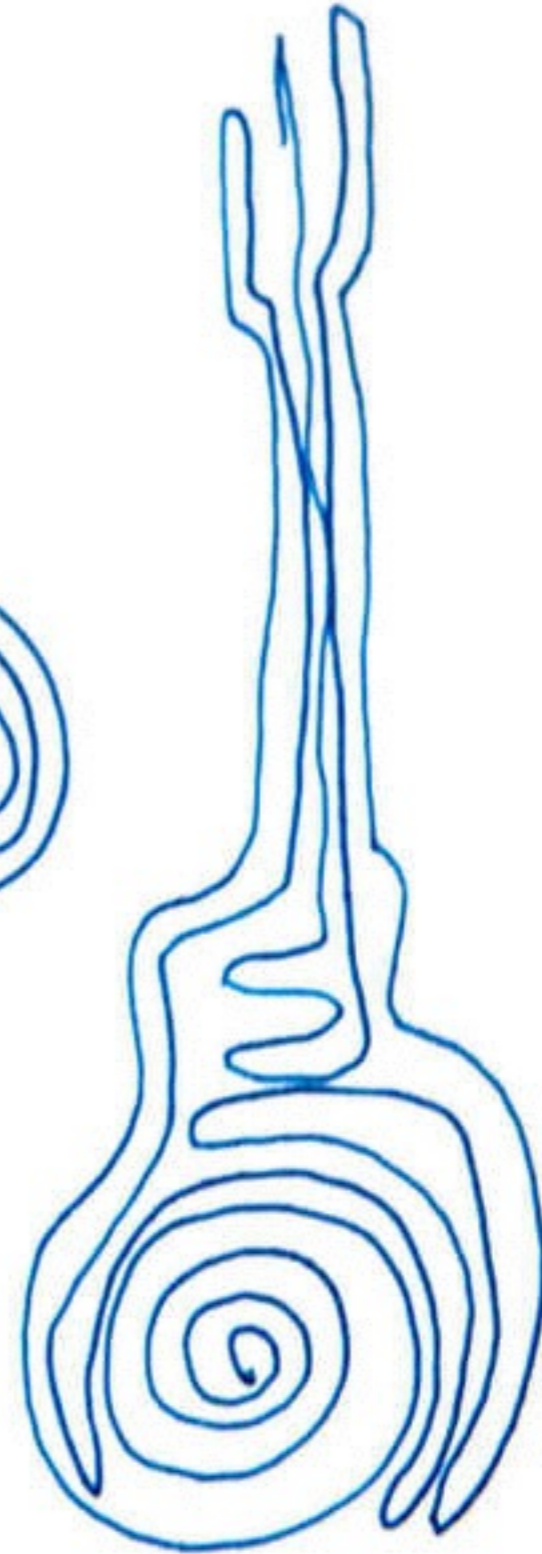
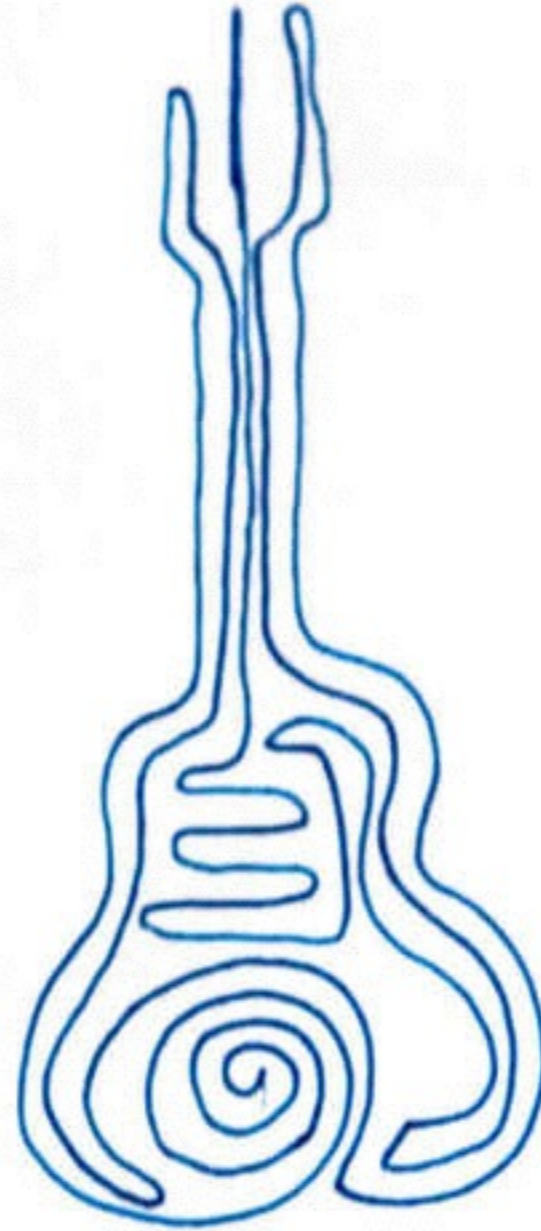
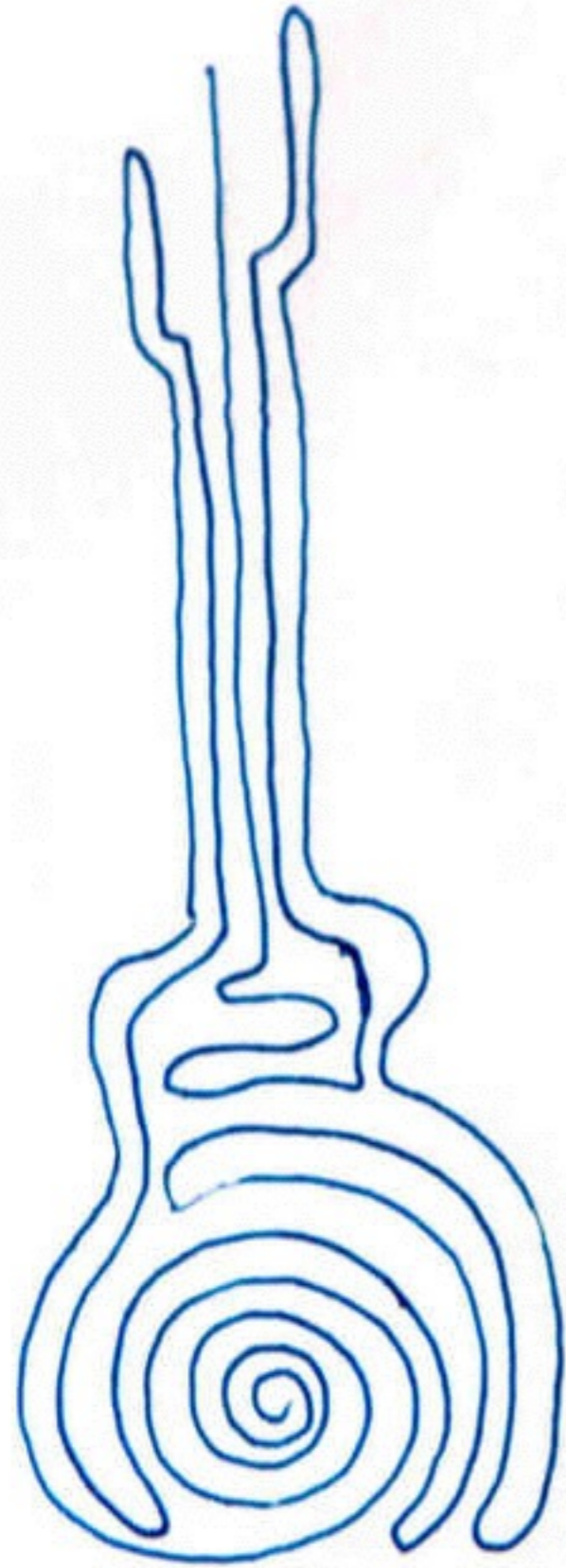













































HAD IT NOT BE

တွက်သားဟုတ်သို့လျှင်












































Final Labyrinth Walk:
God, what is my next step with the labyrinth?



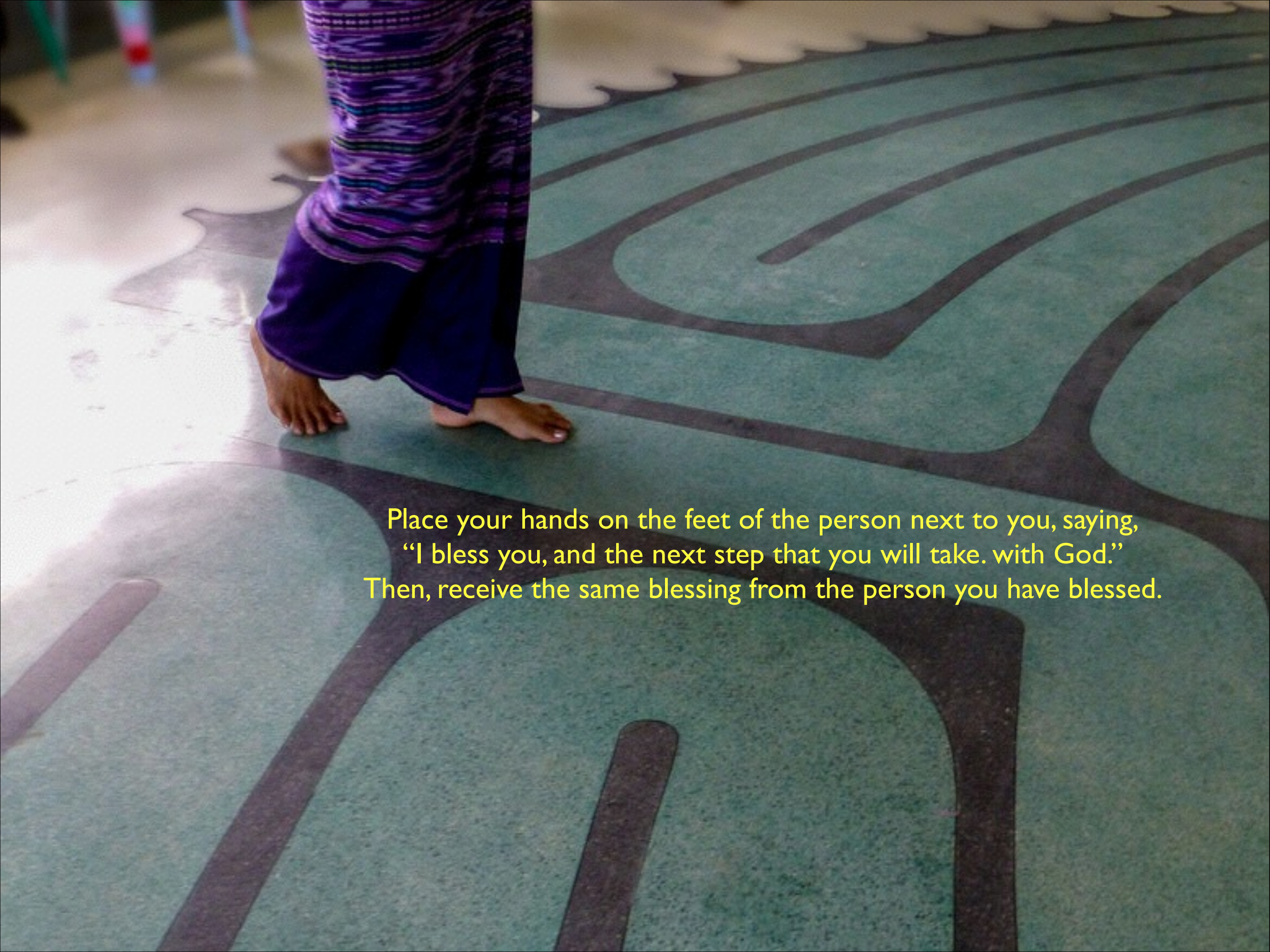
**Closing Prayer
Ritual on the
labyrinth:**

**Dedicating
ourselves to the
next step.**

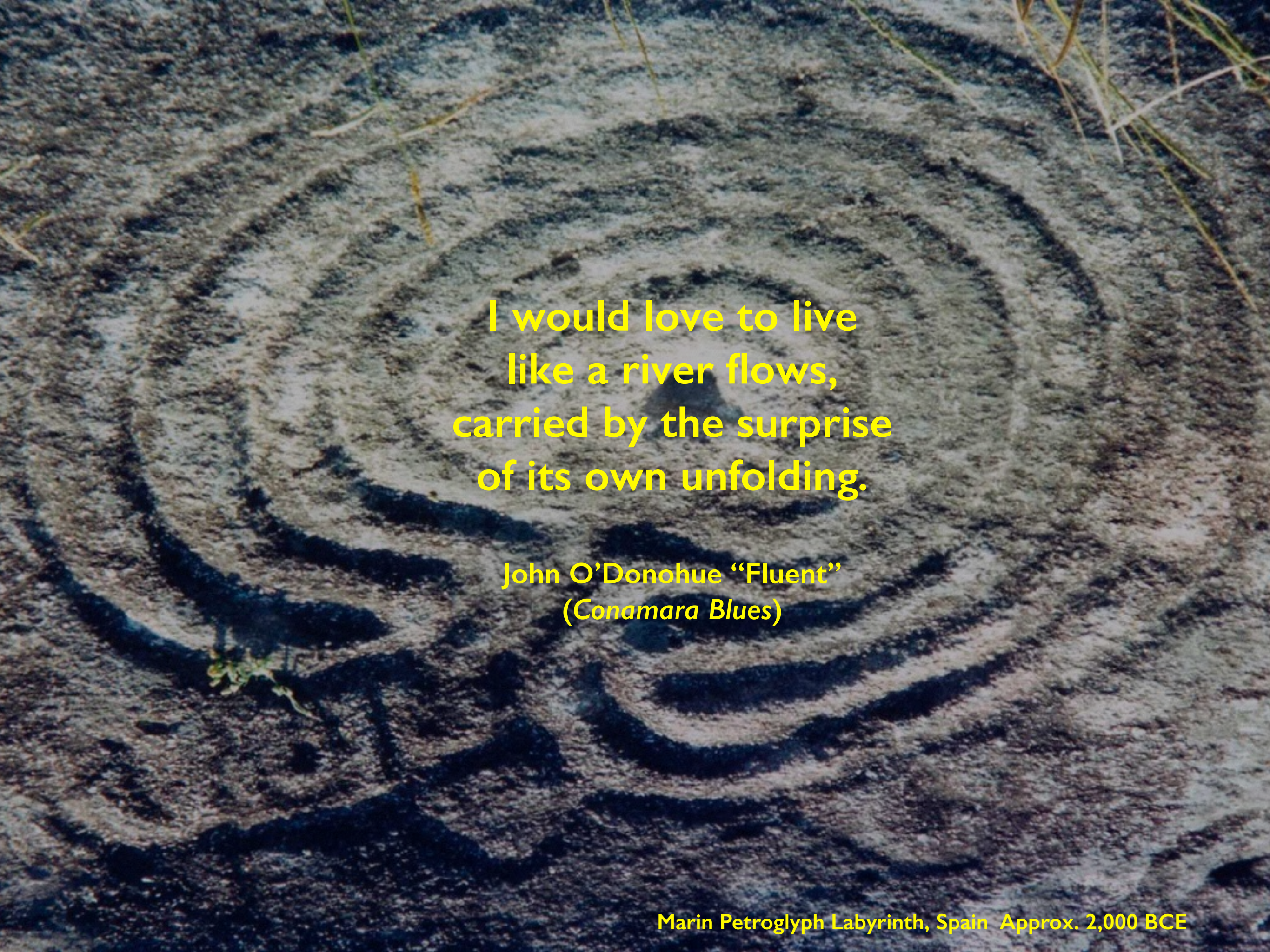
Image ©Chris Radke,
used by permission

Walk to a specific place on the labyrinth
(anywhere you feel drawn to).
Say out loud, "My next step with the labyrinth will be..."
The group will respond, "Your next step with the labyrinth will be..."



A person wearing a purple patterned dress is standing on a floor with a green and purple abstract pattern. The person's feet are visible, and they are barefoot. The floor has large, flowing shapes in shades of green and purple. The person is positioned in the upper left quadrant of the frame.

Place your hands on the feet of the person next to you, saying,
“I bless you, and the next step that you will take. with God.”
Then, receive the same blessing from the person you have blessed.



I would love to live
like a river flows,
carried by the surprise
of its own unfolding.

John O'Donohue "Fluent"
(*Conamara Blues*)

Marin Petroglyph Labyrinth, Spain Approx. 2,000 BCE

Sanctuary Song

God, prepare me to be a sanctuary pure and holy, tried and true.
With thanksgiving I'll be a living sanctuary for You. (Sing 3x)



For Christ is our peace... Ephesians 2:14
The God of peace be with all of you. Romans 15:33

Sanctuary Song

God, prepare me
to be a sanctuary
pure and holy,
tried and true.

With thanksgiving
I'll be a living
sanctuary for You.

(Start on D)



I would like to express
my gratitude
to God
for this ministry of
healing,
to all the donors of
Faith, Hope and Love
Global Ministries,
and to all those
who use the labyrinth
as we seek the healing
that is needed in our lives
and in the world.

Ministry website www.fhlglobal.org

Labyrinth resources by jill www.jillgeoffrion.com

Photo travel blog by jill www.throughjillseyes.wordpress.com

Journey blog by jill jillgeoffrion.wordpress.com

